





WAGO Pluggable Connection System
WINSTA® RD

WAGO Pluggable Connection System WINSTA® RD ▶ 774 Series

2.5 mm² / 20 A

- Note:**
- Installation connectors are designed for connection and disconnection while not under load.
 - There is no hazard-inducing interchangeability with systems based on IEC 60309, IEC 60320, IEC 60906 and with national connector and socket systems.
 - Compliance with the standards (IEC 61535) does not guarantee hazard-preventing, non-interchangeability with installation connector systems from various manufacturers.
 - Installation connector systems are not a substitute for residential connector/socket systems.
 - WINSTA® RD Connectors are not intended for installation in open or easily accessible areas.

	Page	
	Cable Assemblies; 774 Series	
	3-pole	288
	4-pole	298
	Plug Adapters for Attema's Hollow-Wall Boxes; 774 Series	
	3-pole	296

Cable Assembly ▶ WINSTA® RD ▶ 774 SeriesPole No.: 3 ▶ Protection type: IP20 ▶ Fire class per EN 50575: E_{ca}

- For round conduits and ducts
- 3- and 4-pole pre-assembled cables with 17.5 mm (0.0689 inch) outer diameter for easy plug & play
- Plug-in integration into the electrical installations of hollow-wall boxes via adapter, for example

Electrical Data						
Coding	A;S			A		
Wire cross-section	1.5 mm ²			2.5 mm ²		
Ratings per	IEC/EN 60664-1			IEC/EN 60664-1		
Overvoltage category	III	III	II	III	III	II
Pollution degree	3	2	2	3	2	2
Rated voltage	250 V	-	-	250 V	-	-
Rated impulse voltage	4 kV	-	-	4 kV	-	-
Rated current	16 A	-	-	20 A	-	-

Material Data	
Insulation material	Polyamide (PA66)
Contact material	Copper or copper alloy (surface-treated)
Fire class per EN 50575	E _{ca}

Mechanical Data	
Number of mating cycles	200, without resistive load
Mating force of a plug-in connection	Approx. 30 ... 70 N (depending on pole number)
Unmating force of a plug-in connection	Unlocked: approx. 30 ... 70 N (depending on pole number)
Retention force of a plug-in connection	when locked: > 80N
Protection type	IP20
Note on protection type	When mated: IP2xC (These compact connectors are not designed for use in open, easily accessible areas!)

Environmental Requirements	
Processing temperature	-5 ... +40 °C
Continuous operating temperature	-35 ... +85 °C
Note on continuous operating temperature	PVC cable for temperatures ≤ 70 °C (including halogen-free) Insulating parts for temperatures ≤ 105 °C

All WINSTA® components are 100% protected against mismatching when:

- plugging different numbers of poles
- plugging while incorrectly rotated
- plugging while laterally staggered

Cables with a different fire class can be found in the eShop.

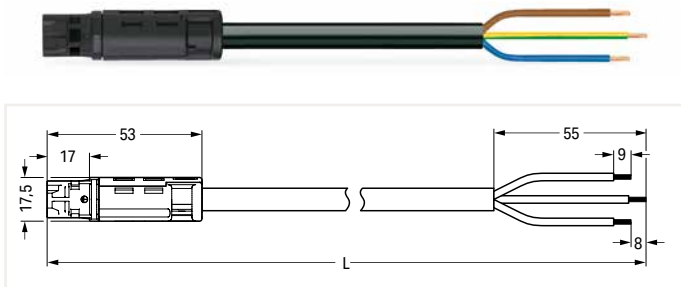
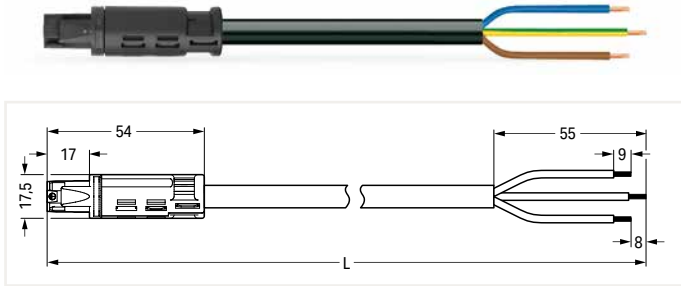
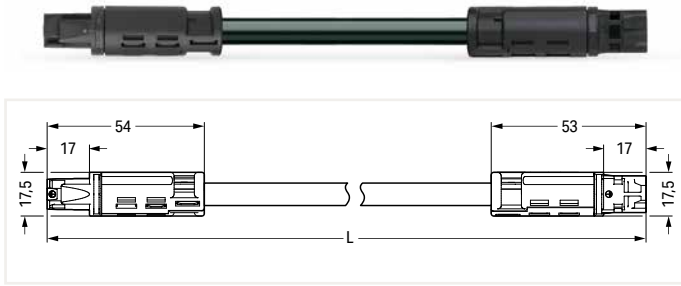
Coding Page 379

See technical section for further information

For approvals and corresponding ratings, visit www.wago.com

Cable Assembly ▶ WINSTA® RD ▶ 774 Series

Pole No.: 3 ▶ Protection type: IP20 ▶ Fire class per EN 50575: E_{ca} ▶ Coding: A ▶ 1.5 mm² ▶ Marking: L ⊕ N ▶ PVC ▶ Sheathed cable diameter: 7.4 ... 9.4 mm ▶ H05VV-F 3G1.5



Interconnecting cable ▶ Socket - Plug			
Total length	Connector color/Strain relief color		PU
	black/black	white/white	
1 m	774-9993/006-101	774-9993/006-102	1
2 m	774-9993/006-201	774-9993/006-202	1
3 m	774-9993/006-301	774-9993/006-302	1
4 m	774-9993/006-401	774-9993/006-402	1
5 m	774-9993/006-501	774-9993/006-502	1
6 m	774-9993/006-601	774-9993/006-602	1
7 m	774-9993/006-701	774-9993/006-702	1
8 m	774-9993/006-801	774-9993/006-802	1

Connecting cable ▶ Socket - Free end			
Total length	Connector color/Strain relief color		PU
	black/black	white/white	
1 m	774-9993/106-101	774-9993/106-102	1
2 m	774-9993/106-201	774-9993/106-202	1
3 m	774-9993/106-301	774-9993/106-302	1
4 m	774-9993/106-401	774-9993/106-402	1
5 m	774-9993/106-501	774-9993/106-502	1
6 m	774-9993/106-601	774-9993/106-602	1
7 m	774-9993/106-701	774-9993/106-702	1
8 m	774-9993/106-801	774-9993/106-802	1

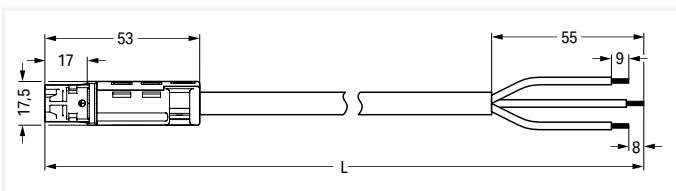
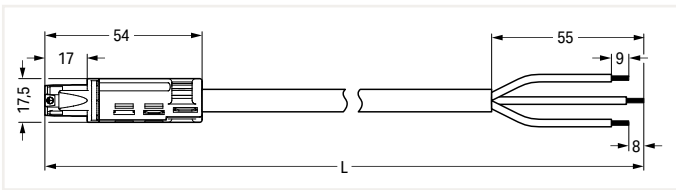
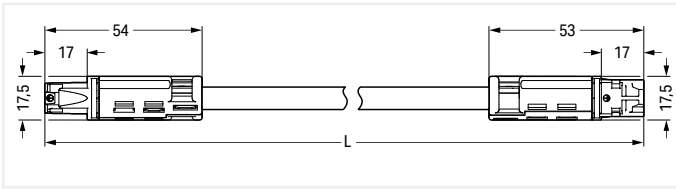
Connecting cable ▶ Plug - Free end			
Total length	Connector color/Strain relief color		PU
	black/black	white/white	
1 m	774-9993/206-101	774-9993/206-102	1
2 m	774-9993/206-201	774-9993/206-202	1
3 m	774-9993/206-301	774-9993/206-302	1
4 m	774-9993/206-401	774-9993/206-402	1
5 m	774-9993/206-501	774-9993/206-502	1
6 m	774-9993/206-601	774-9993/206-602	1
7 m	774-9993/206-701	774-9993/206-702	1
8 m	774-9993/206-801	774-9993/206-802	1

4

PU = Packaging Unit; SPU = Subpackaging Unit; Dimensions in mm

Cable Assembly ▶ WINSTA® RD ▶ 774 Series

Pole No.: 3 ▶ Protection type: IP20 ▶ Fire class per EN 50575: E_{ca} ▶ Coding: A ▶ 1.5 mm² ▶ Marking: L ⊕ N ▶ Halogen-free ▶ Sheathed cable diameter: 7.4 ... 9.4 mm ▶ H05Z1Z1-F 3G1.5



Interconnecting cable ▶ Socket - Plug

Total length	Connector color/Strain relief color		PU
	black/black	white/white	
1 m	774-9993/016-101	774-9993/016-102	1
2 m	774-9993/016-201	774-9993/016-202	1
3 m	774-9993/016-301	774-9993/016-302	1
4 m	774-9993/016-401	774-9993/016-402	1
5 m	774-9993/016-501	774-9993/016-502	1
6 m	774-9993/016-601	774-9993/016-602	1
7 m	774-9993/016-701	774-9993/016-702	1
8 m	774-9993/016-801	774-9993/016-802	1

Connecting cable ▶ Socket - Free end

Total length	Connector color/Strain relief color		PU
	black/black	white/white	
1 m	774-9993/116-101	774-9993/116-102	1
2 m	774-9993/116-201	774-9993/116-202	1
3 m	774-9993/116-301	774-9993/116-302	1
4 m	774-9993/116-401	774-9993/116-402	1
5 m	774-9993/116-501	774-9993/116-502	1
6 m	774-9993/116-601	774-9993/116-602	1
7 m	774-9993/116-701	774-9993/116-702	1
8 m	774-9993/116-801	774-9993/116-802	1

Connecting cable ▶ Plug - Free end

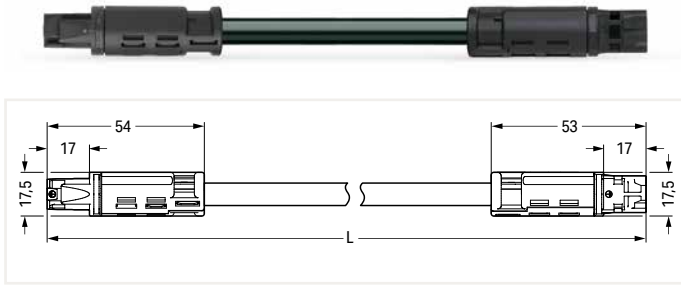
Total length	Connector color/Strain relief color		PU
	black/black	white/white	
1 m	774-9993/216-101	774-9993/216-102	1
2 m	774-9993/216-201	774-9993/216-202	1
3 m	774-9993/216-301	774-9993/216-302	1
4 m	774-9993/216-401	774-9993/216-402	1
5 m	774-9993/216-501	774-9993/216-502	1
6 m	774-9993/216-601	774-9993/216-602	1
7 m	774-9993/216-701	774-9993/216-702	1
8 m	774-9993/216-801	774-9993/216-802	1

4

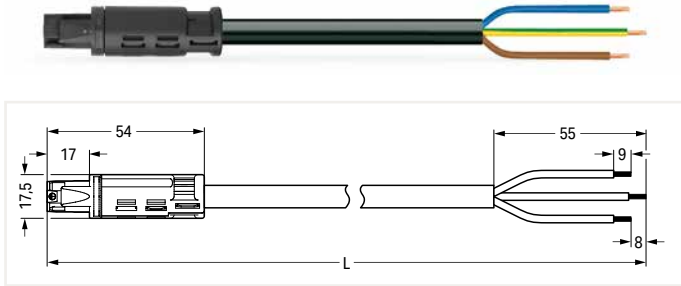
PU = Packaging Unit; SPU = Subpackaging Unit; Dimensions in mm

Cable Assembly ▶ WINSTA® RD ▶ 774 Series

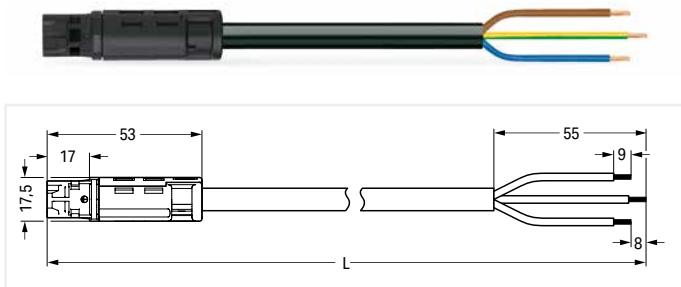
Pole No.: 3 ▶ Protection type: IP20 ▶ Fire class per EN 50575: E_{ca} ▶ Coding: A ▶ 2.5 mm² ▶ Marking: L ⊕ N ▶ PVC ▶ Sheathed cable diameter: 9.2 ... 11.4 mm ▶ H05VV-F 3G2.5



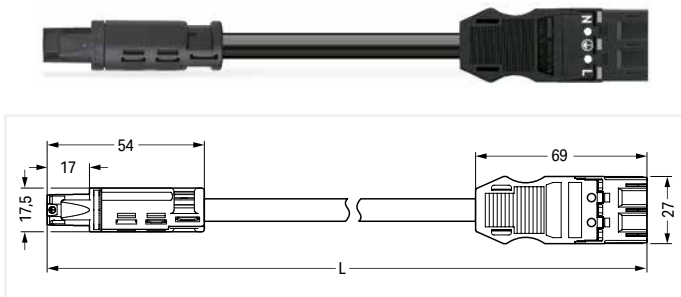
Interconnecting cable ▶ Socket - Plug			
Total length	Connector color/Strain relief color		PU
	black/black	white/white	
1 m	774-9993/007-101	774-9993/007-102	1
2 m	774-9993/007-201	774-9993/007-202	1
3 m	774-9993/007-301	774-9993/007-302	1
4 m	774-9993/007-401	774-9993/007-402	1
5 m	774-9993/007-501	774-9993/007-502	1
6 m	774-9993/007-601	774-9993/007-602	1
7 m	774-9993/007-701	774-9993/007-702	1
8 m	774-9993/007-801	774-9993/007-802	1



Connecting cable ▶ Socket - Free end			
Total length	Connector color/Strain relief color		PU
	black/black	white/white	
1 m	774-9993/107-101	774-9993/107-102	1
2 m	774-9993/107-201	774-9993/107-202	1
3 m	774-9993/107-301	774-9993/107-302	1
4 m	774-9993/107-401	774-9993/107-402	1
5 m	774-9993/107-501	774-9993/107-502	1
6 m	774-9993/107-601	774-9993/107-602	1
7 m	774-9993/107-701	774-9993/107-702	1
8 m	774-9993/107-801	774-9993/107-802	1



Connecting cable ▶ Plug - Free end			
Total length	Connector color/Strain relief color		PU
	black/black	white/white	
1 m	774-9993/207-101	774-9993/207-102	1
2 m	774-9993/207-201	774-9993/207-202	1
3 m	774-9993/207-301	774-9993/207-302	1
4 m	774-9993/207-401	774-9993/207-402	1
5 m	774-9993/207-501	774-9993/207-502	1
6 m	774-9993/207-601	774-9993/207-602	1
7 m	774-9993/207-701	774-9993/207-702	1
8 m	774-9993/207-801	774-9993/207-802	1



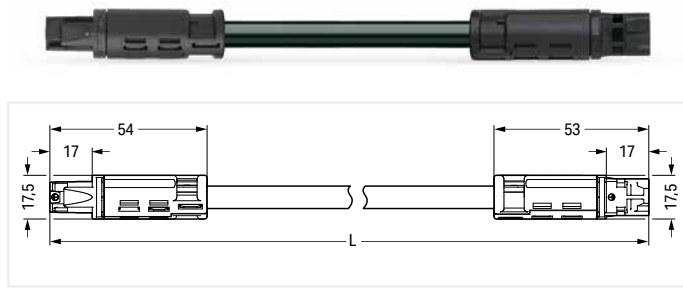
Adapter cable ▶ RD socket - MIDI plug			
Total length	Connector color/Strain relief color		PU
	black/black		
1 m	774-9993/1507-101		1
2 m	774-9993/1507-201		1
3 m	774-9993/1507-301		1
4 m	774-9993/1507-401		1
5 m	774-9993/1507-501		1
6 m	774-9993/1507-601		1
7 m	774-9993/1507-701		1
8 m	774-9993/1507-801		1

4

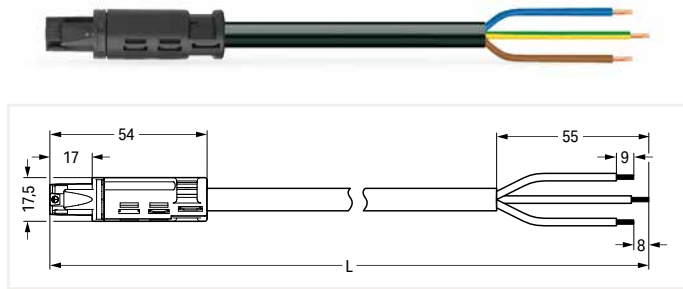
PU = Packaging Unit; SPU = Subpackaging Unit; Dimensions in mm

Cable Assembly ▶ WINSTA® RD ▶ 774 Series

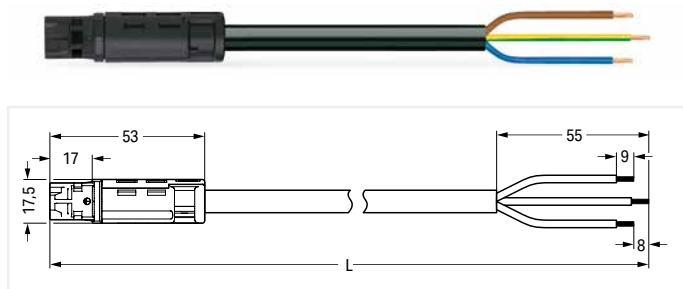
Pole No.: 3 ▶ Protection type: IP20 ▶ Fire class per EN 50575: E_{ca} ▶ Coding: A ▶ 2.5 mm² ▶ Marking: L ⊕ N ▶ Halogen-free ▶ Sheathed cable diameter: 9.2 ... 11.4 mm ▶ H05Z1Z1-F 3G2.5



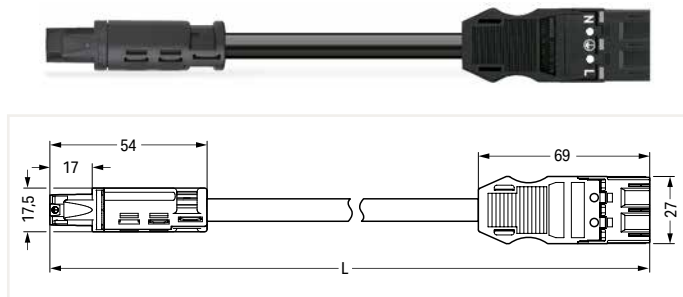
Interconnecting cable ▶ Socket - Plug			
Total length	Connector color/Strain relief color		PU
	black/black	white/white	
1 m	774-9993/017-101	774-9993/017-102	1
2 m	774-9993/017-201	774-9993/017-202	1
3 m	774-9993/017-301	774-9993/017-302	1
4 m	774-9993/017-401	774-9993/017-402	1
5 m	774-9993/017-501	774-9993/017-502	1
6 m	774-9993/017-601	774-9993/017-602	1
7 m	774-9993/017-701	774-9993/017-702	1
8 m	774-9993/017-801	774-9993/017-802	1



Connecting cable ▶ Socket - Free end			
Total length	Connector color/Strain relief color		PU
	black/black	white/white	
1 m	774-9993/117-101	774-9993/117-102	1
2 m	774-9993/117-201	774-9993/117-202	1
3 m	774-9993/117-301	774-9993/117-302	1
4 m	774-9993/117-401	774-9993/117-402	1
5 m	774-9993/117-501	774-9993/117-502	1
6 m	774-9993/117-601	774-9993/117-602	1
7 m	774-9993/117-701	774-9993/117-702	1
8 m	774-9993/117-801	774-9993/117-802	1



Connecting cable ▶ Plug - Free end			
Total length	Connector color/Strain relief color		PU
	black/black	white/white	
1 m	774-9993/217-101	774-9993/217-102	1
2 m	774-9993/217-201	774-9993/217-202	1
3 m	774-9993/217-301	774-9993/217-302	1
4 m	774-9993/217-401	774-9993/217-402	1
5 m	774-9993/217-501	774-9993/217-502	1
6 m	774-9993/217-601	774-9993/217-602	1
7 m	774-9993/217-701	774-9993/217-702	1
8 m	774-9993/217-801	774-9993/217-802	1



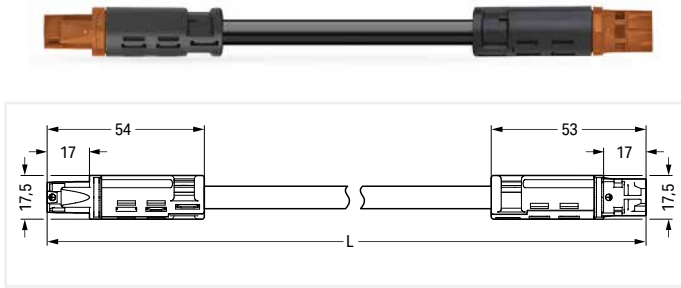
Adapter cable ▶ RD socket - MIDI plug			
Total length	Connector color/Strain relief color		PU
	black/black	white/white	
1 m	774-9993/1517-101		1
2 m	774-9993/1517-201		1
3 m	774-9993/1517-301		1
4 m	774-9993/1517-401		1
5 m	774-9993/1517-501		1
6 m	774-9993/1517-601		1
7 m	774-9993/1517-701		1
8 m	774-9993/1517-801		1

4

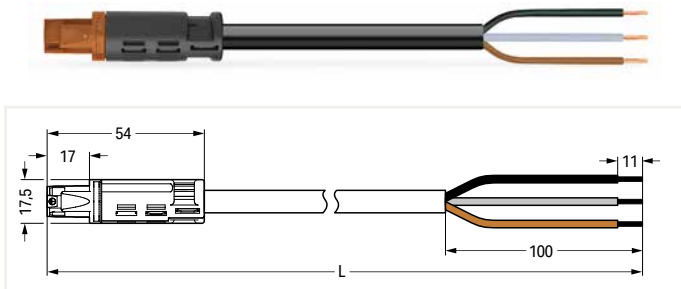
PU = Packaging Unit; SPU = Subpackaging Unit; Dimensions in mm

Cable Assembly ▶ WINSTA® RD ▶ 774 Series

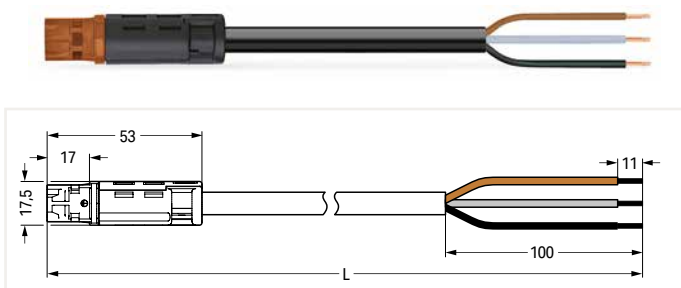
Pole No.: 3 ▶ Protection type: IP20 ▶ Fire class per EN 50575: E_{ca} ▶ Coding: S ▶ 1.5 mm² ▶ Marking: 1 2 L ▶ PVC ▶ Sheathed cable diameter: 7.4 ... 9.4 mm ▶ H05VV-F 3x1.5



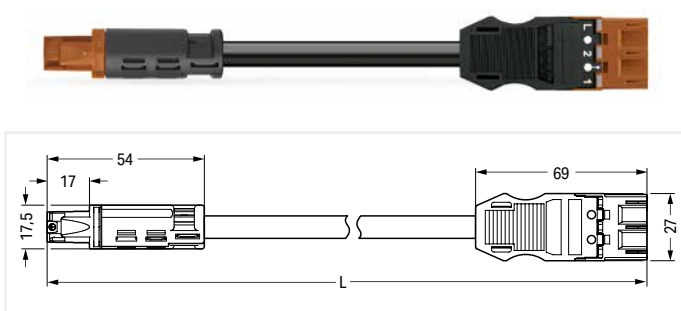
Interconnecting cable ▶ Socket - Plug				
Total length	Connector color/Strain relief color			PU
	brown/black			
1 m	774-9973/006-105			1
2 m	774-9973/006-205			1
3 m	774-9973/006-305			1
4 m	774-9973/006-405			1
5 m	774-9973/006-505			1
6 m	774-9973/006-605			1
7 m	774-9973/006-705			1
8 m	774-9973/006-805			1



Connecting cable ▶ Socket - Free end				
Total length	Connector color/Strain relief color			PU
	brown/black			
1 m	774-9973/106-105			1
2 m	774-9973/106-205			1
3 m	774-9973/106-305			1
4 m	774-9973/106-405			1
5 m	774-9973/106-505			1
6 m	774-9973/106-605			1
7 m	774-9973/106-705			1
8 m	774-9973/106-805			1



Connecting cable ▶ Plug - Free end				
Total length	Connector color/Strain relief color			PU
	brown/black			
1 m	774-9973/206-105			1
2 m	774-9973/206-205			1
3 m	774-9973/206-305			1
4 m	774-9973/206-405			1
5 m	774-9973/206-505			1
6 m	774-9973/206-605			1
7 m	774-9973/206-705			1
8 m	774-9973/206-805			1



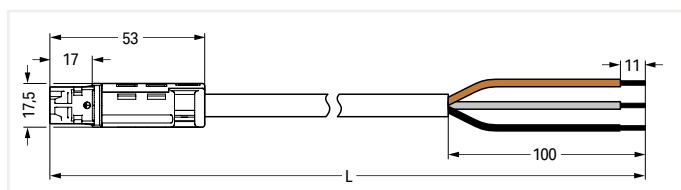
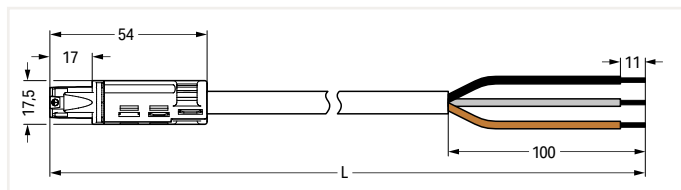
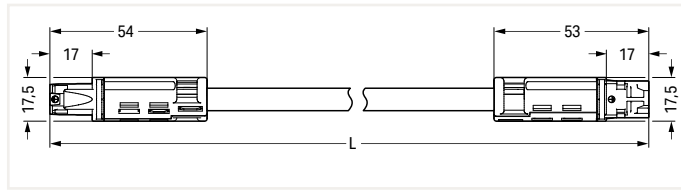
Adapter cable ▶ RD socket - MIDI plug				
Total length	Connector color/Strain relief color			PU
	brown/black			
1 m	774-9973/1506-105			1
2 m	774-9973/1506-205			1
3 m	774-9973/1506-305			1
4 m	774-9973/1506-405			1
5 m	774-9973/1506-505			1
6 m	774-9973/1506-605			1
7 m	774-9973/1506-705			1
8 m	774-9973/1506-805			1

4

PU = Packaging Unit; SPU = Subpackaging Unit; Dimensions in mm

Cable Assembly ▶ WINSTA® RD ▶ 774 Series

Pole No.: 3 ▶ Protection type: IP20 ▶ Fire class per EN 50575: E_{ca} ▶ Coding: S ▶ 1.5 mm² ▶ Marking: 1 2 L ▶ Halogen-free ▶ Sheathed cable diameter: 7.4 ... 9.4 mm ▶ H05Z1Z1-F 3x1.5



Interconnecting cable ▶ Socket - Plug

Total length	Connector color/Strain relief color		PU
	brown/black		
1 m	774-9973/016-105		1
2 m	774-9973/016-205		1
3 m	774-9973/016-305		1
4 m	774-9973/016-405		1
5 m	774-9973/016-505		1
6 m	774-9973/016-605		1
7 m	774-9973/016-705		1
8 m	774-9973/016-805		1

Connecting cable ▶ Socket - Free end

Total length	Connector color/Strain relief color		PU
	brown/black		
1 m	774-9973/116-105		1
2 m	774-9973/116-205		1
3 m	774-9973/116-305		1
4 m	774-9973/116-405		1
5 m	774-9973/116-505		1
6 m	774-9973/116-605		1
7 m	774-9973/116-705		1
8 m	774-9973/116-805		1

Connecting cable ▶ Plug - Free end

Total length	Connector color/Strain relief color		PU
	brown/black		
1 m	774-9973/216-105		1
2 m	774-9973/216-205		1
3 m	774-9973/216-305		1
4 m	774-9973/216-405		1
5 m	774-9973/216-505		1
6 m	774-9973/216-605		1
7 m	774-9973/216-705		1
8 m	774-9973/216-805		1

Adapter cable ▶ RD socket - MIDI plug

Total length	Connector color/Strain relief color		PU
	brown/black		
1 m	774-9973/1516-105		1
2 m	774-9973/1516-205		1
3 m	774-9973/1516-305		1
4 m	774-9973/1516-405		1
5 m	774-9973/1516-505		1
6 m	774-9973/1516-605		1
7 m	774-9973/1516-705		1
8 m	774-9973/1516-805		1

4

PU = Packaging Unit; SPU = Subpackaging Unit; Dimensions in mm

4

Pluggable Connector ▶ WINSTA® RD ▶ 774 Series

Pole No.: 3 ▶ Plug adapter - Free end ▶ 2.5 mm² ▶ for Attema's hollow-wall boxes ▶ Fire class per EN 50575: E_{ca}



- For round conduits and ducts
- 3- and 4-pole pre-assembled cables with 17.5 mm (0.0689 inch) outer diameter for easy plug & play
- Plug-in integration into the electrical installations of hollow-wall boxes via adapter, for example

Electrical Data

Ratings per	IEC/EN 60664-1		
Overvoltage category	III	III	II
Pollution degree	3	2	2
Rated voltage	250 V	-	-
Rated impulse voltage	4 kV	-	-
Rated current	20 A	-	-

Connection Data

Strip length	16 mm / 0.63 inch
--------------	-------------------

Material Data

Insulation material	Polyamide (PA66)
Contact material	Copper or copper alloy (surface-treated)
Fire class per EN 50575	E _{ca}

Mechanical Data

Number of mating cycles	200, without resistive load
Mating force of a plug-in connection	Approx. 30 ... 70 N (depending on pole number)
Unmating force of a plug-in connection	Unlocked: approx. 30 ... 70 N (depending on pole number)
Retention force of a plug-in connection	when locked: > 80N
Protection type	IP20
Note on protection type	When mated: IP2xC (These compact connectors are not designed for use in open, easily accessible areas!)

Environmental Requirements

Processing temperature	-5 ... +40 °C
Continuous operating temperature	-35 ... +85 °C
Note on continuous operating temperature	PVC cable for temperatures ≤ 70 °C (including halogen-free) Insulating parts for temperatures ≤ 105 °C

All WINSTA® components are 100% protected against mismatching when:

- plugging different numbers of poles
- plugging while incorrectly rotated
- plugging while laterally staggered

These plug adapters are designed for Attema's hollow-wall boxes. They permit complete preassembly of switches and power outlets, allowing them to be plugged on site via WINSTA® RD Connectors. This relocates the wiring of switches and outlets from the construction site to the factory, simplifying on-site installation and minimizing installation time.

See technical section for further information

For approvals and corresponding ratings, visit www.wago.com

Pluggable Connector ▶ WINSTA® RD ▶ 774 Series

Pole No.: 3 ▶ Plug adapter - Free end ▶ 2.5 mm² ▶ for Attema's hollow-wall boxes ▶ Fire class per EN 50575: E_{ca}



774-213/9900-000

General mains applications			
Color	Coding	Item No.	PU
● black	A	774-213/9900-000	10



774-1373/9900-000

Switching function			
Color	Coding	Item No.	PU
● black	S	774-1373/9900-000	10

Cable Assembly ▶ WINSTA® RD ▶ 774 Series

Pole No.: 4 ▶ Protection type: IP20 ▶ Coding: A ▶ 1.5 mm² ▶ Marking: N ⊕ 2 1 ▶ Sheathed cable diameter: 8.4 ... 10.5 mm ▶ Fire class per EN 50575: E_{ca}



- For round conduits and ducts
- 3- and 4-pole pre-assembled cables with 17.5 mm (0.0689 inch) outer diameter for easy plug & play
- Plug-in integration into the electrical installations of hollow-wall boxes via adapter, for example

Electrical Data

Coding	A		
Ratings per	IEC/EN 60664-1		
Overvoltage category	III	III	II
Pollution degree	3	2	2
Rated voltage	250 V	-	-
Rated impulse voltage	4 kV	-	-
Rated current	16 A	-	-

Material Data

Insulation material	Polyamide (PA66)
Contact material	Copper or copper alloy (surface-treated)
Fire class per EN 50575	E _{ca}

Mechanical Data

Number of mating cycles	200, without resistive load
Mating force of a plug-in connection	Approx. 30 ... 70 N (depending on pole number)
Unmating force of a plug-in connection	Unlocked: approx. 30 ... 70 N (depending on pole number)
Retention force of a plug-in connection	when locked: > 80N
Protection type	IP20
Note on protection type	When mated: IP2xC (These compact connectors are not designed for use in open, easily accessible areas!)

Environmental Requirements

Processing temperature	-5 ... +40 °C
Continuous operating temperature	-35 ... +85 °C
Note on continuous operating temperature	PVC cable for temperatures ≤ 70 °C (including halogen-free) Insulating parts for temperatures ≤ 105 °C

All WINSTA® components are 100% protected against mismatching when:

- plugging different numbers of poles
- plugging while incorrectly rotated
- plugging while laterally staggered

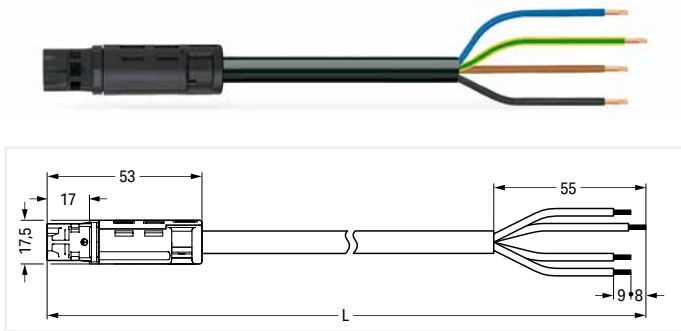
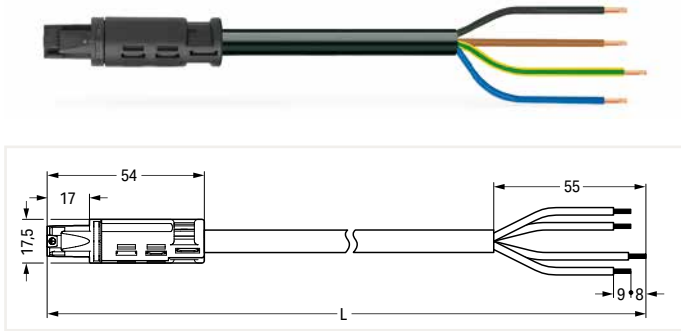
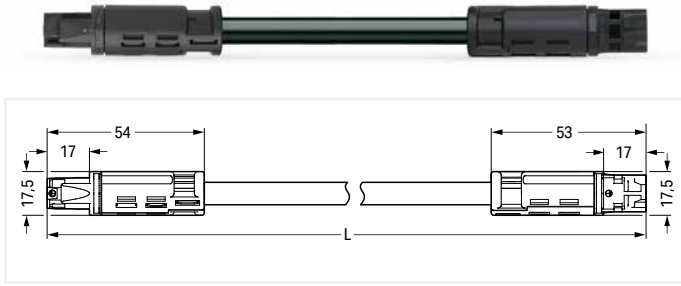
Cables with a different fire class can be found in the eShop.

See technical section for further information

For approvals and corresponding ratings, visit www.wago.com

Cable Assembly ▶ WINSTA® RD ▶ 774 Series

Pole No.: 4 ▶ Protection type: IP20 ▶ Coding: A ▶ 1.5 mm² ▶ Marking: N ⊕ 2 1 ▶ Sheathed cable diameter: 8.4 ... 10.5 mm ▶ Fire class per EN 50575: E_{ca} ▶ PVC ▶ H05VV-F 4G1.5



Interconnecting cable ▶ Socket - Plug			
Total length	Connector color/Strain relief color		PU
	black/black	white/white	
1 m	774-9994/006-101	774-9994/006-102	1
2 m	774-9994/006-201	774-9994/006-202	1
3 m	774-9994/006-301	774-9994/006-302	1
4 m	774-9994/006-401	774-9994/006-402	1
5 m	774-9994/006-501	774-9994/006-502	1
6 m	774-9994/006-601	774-9994/006-602	1
7 m	774-9994/006-701	774-9994/006-702	1
8 m	774-9994/006-801	774-9994/006-802	1

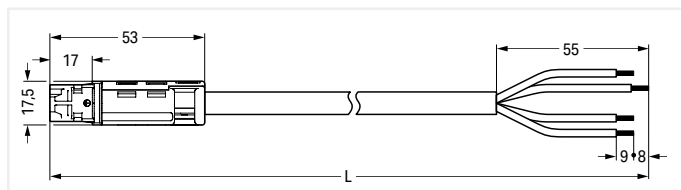
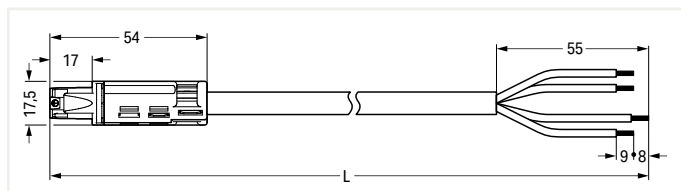
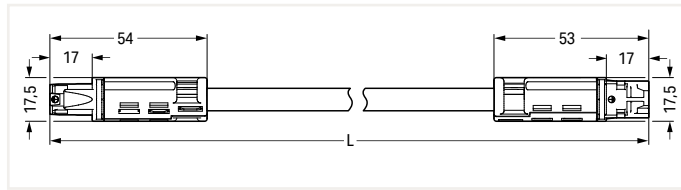
Connecting cable ▶ Socket - Free end			
Total length	Connector color/Strain relief color		PU
	black/black	white/white	
1 m	774-9994/106-101	774-9994/106-102	1
2 m	774-9994/106-201	774-9994/106-202	1
3 m	774-9994/106-301	774-9994/106-302	1
4 m	774-9994/106-401	774-9994/106-402	1
5 m	774-9994/106-501	774-9994/106-502	1
6 m	774-9994/106-601	774-9994/106-602	1
7 m	774-9994/106-701	774-9994/106-702	1
8 m	774-9994/106-801	774-9994/106-802	1

Connecting cable ▶ Plug - Free end			
Total length	Connector color/Strain relief color		PU
	black/black	white/white	
1 m	774-9994/206-101	774-9994/206-102	1
2 m	774-9994/206-201	774-9994/206-202	1
3 m	774-9994/206-301	774-9994/206-302	1
4 m	774-9994/206-401	774-9994/206-402	1
5 m	774-9994/206-501	774-9994/206-502	1
6 m	774-9994/206-601	774-9994/206-602	1
7 m	774-9994/206-701	774-9994/206-702	1
8 m	774-9994/206-801	774-9994/206-802	1

PU = Packaging Unit; SPU = Subpackaging Unit; Dimensions in mm

Cable Assembly ▶ WINSTA® RD ▶ 774 Series

Pole No.: 4 ▶ Protection type: IP20 ▶ Coding: A ▶ 1.5 mm² ▶ Marking: N ⊕ 2 1 ▶ Sheathed cable diameter: 8.4 ... 10.5 mm ▶ Fire class per EN 50575: E_{ca} ▶ Halogen-free ▶ H05Z1Z1-F 4G1.5



Interconnecting cable ▶ Socket - Plug

Total length	Connector color/Strain relief color		PU
	black/black	white/white	
1 m	774-9994/016-101	774-9994/016-102	1
2 m	774-9994/016-201	774-9994/016-202	1
3 m	774-9994/016-301	774-9994/016-302	1
4 m	774-9994/016-401	774-9994/016-402	1
5 m	774-9994/016-501	774-9994/016-502	1
6 m	774-9994/016-601	774-9994/016-602	1
7 m	774-9994/016-701	774-9994/016-702	1
8 m	774-9994/016-801	774-9994/016-802	1

Connecting cable ▶ Socket - Free end

Total length	Connector color/Strain relief color		PU
	black/black	white/white	
1 m	774-9994/116-101	774-9994/116-102	1
2 m	774-9994/116-201	774-9994/116-202	1
3 m	774-9994/116-301	774-9994/116-302	1
4 m	774-9994/116-401	774-9994/116-402	1
5 m	774-9994/116-501	774-9994/116-502	1
6 m	774-9994/116-601	774-9994/116-602	1
7 m	774-9994/116-701	774-9994/116-702	1
8 m	774-9994/116-801	774-9994/116-802	1

Connecting cable ▶ Plug - Free end

Total length	Connector color/Strain relief color		PU
	black/black	white/white	
1 m	774-9994/216-101	774-9994/216-102	1
2 m	774-9994/216-201	774-9994/216-202	1
3 m	774-9994/216-301	774-9994/216-302	1
4 m	774-9994/216-401	774-9994/216-402	1
5 m	774-9994/216-501	774-9994/216-502	1
6 m	774-9994/216-601	774-9994/216-602	1
7 m	774-9994/216-701	774-9994/216-702	1
8 m	774-9994/216-801	774-9994/216-802	1

4

PU = Packaging Unit; SPU = Subpackaging Unit; Dimensions in mm